

# Satel

OPTICAL - ACUSTIC  
SYGNALING DEVICE  
**SPLZ-1010B**

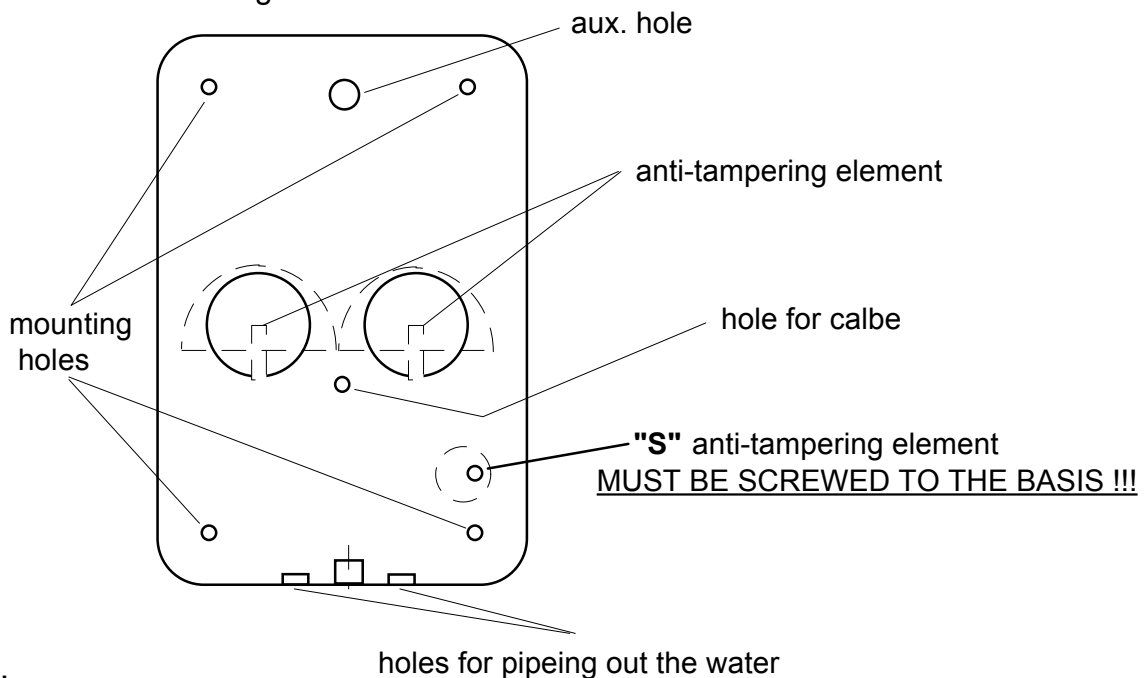
spl1010b-e 11/01

The SPLZ-1010B visual / audible signaling device is designed for application in the burglary and assault signaling systems and/or in the fire alarm systems. The signaling function is performed in two ways: visually (by blinking of a red lamp) and acoustically (by a modulated high-volume sound signal). As the light source, a flash lamp is used, whereas the sound signal is generated by means of a piezoelectric transducer. Design of the signaling device housing as well as internal shield made of galvanised plate ensure a high degree of anti-tampering protection (against opening and/or tearing off from the base, and against clogging of converter). The electronic circuit of the signaling device is made by the use of SMD technique and impregnated against the adverse influence of weather conditions, which ensures a high reliability of the device. As the SPLZ-1010B external housing is made of the PC LEXAN high-impact polycarbonate, it is characterized by a very high mechanical strength, and a nice appearance of the device is guaranteed even after many years of service.

## **INSTALLING**

SPLZ-1010B should be mounted on flat vertical basis in inaccessible place in order to minimize tampering possibility. The screws, siren should be mounted with are included.

Installment diagram:



After mounting the siren it is recommended to seal mounting holes with silicon rubber paste.

**NOTE:** Make sure to leave a distance of about 4,5 cm between the upper edge of the signaling device base and the ceiling or another element which limits the mounting position from above. With no gap, mounting of the signaling device external housing may be difficult.

## TERMINALS

Signaling device SPLZ-1010B can operate with any supervision equipment. The acoustic and optical signaling can be activated independently.

Terminals description:

**STA** - acoustic signaling activating,

**STO** - optical signaling activating,

*Signaling can be activated by applying +12V or by shorting to GND in accordance to jumpers setting.*

**SAB** - device anti-tampering circuit,

*Terminals SAB are shorted by the on-board microcontroller only when all three anti-tampering micro-switches are closed and siren have proper power supply on +12V terminal.*

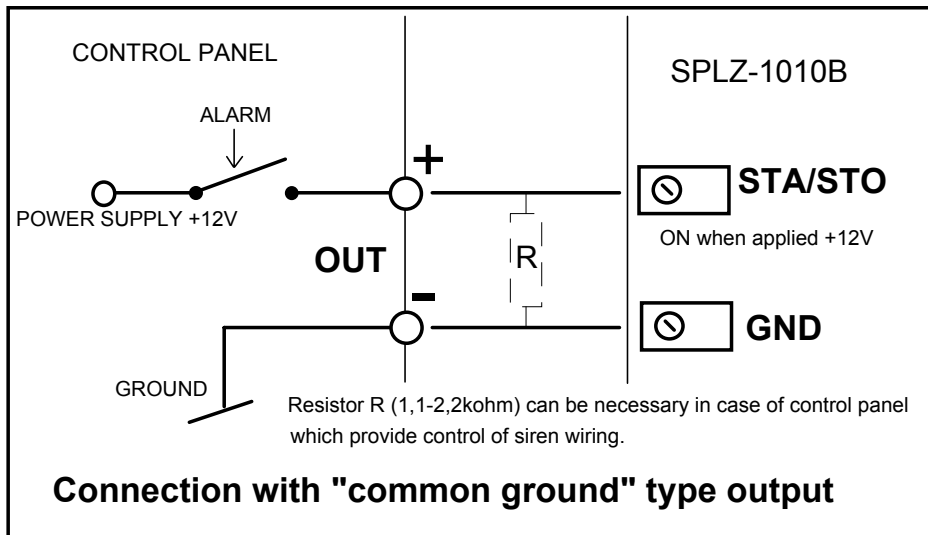
**+12V** - external power supply,

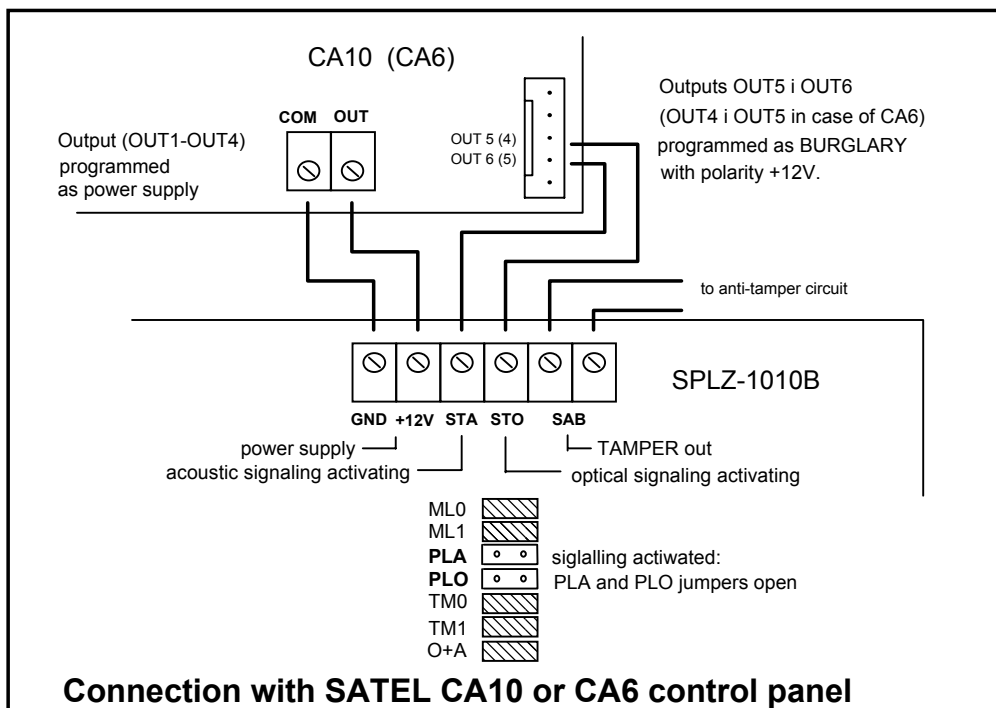
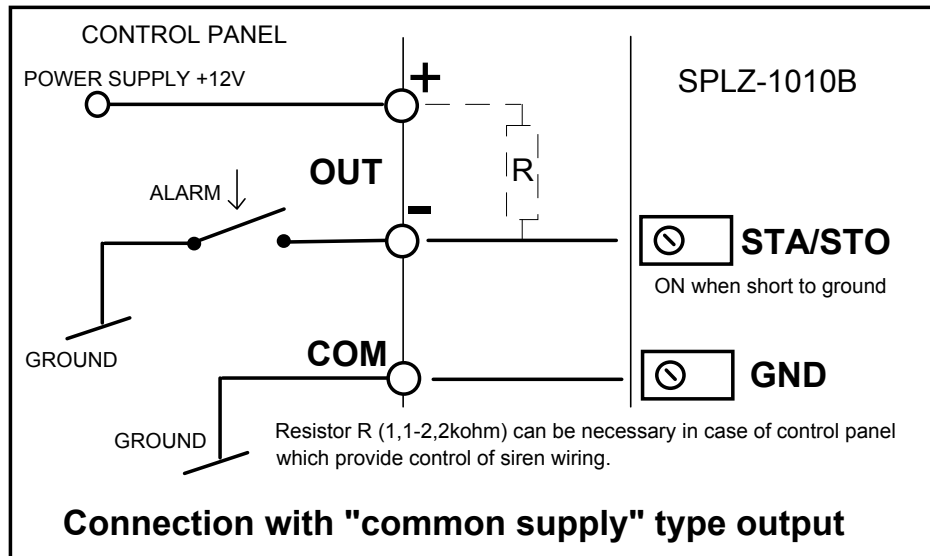
**GND** - ground,

*Power supply should be connected to terminals +12V and GND permanently. If the power is cut off, the siren will go on. The time and way of signaling in this condition depends on jumper settings. Power supply restoral will switch off signaling.*



















## WIRING

There are two common types of outputs for signaling devices applied in security systems. SPLZ-1010B can operate with any of it considering the proper wiring.





# JUMPER SETTINGS

		Tone type	
ML0 ML1		Two tone signal, modulation:	
		Modulated signal, modulation:	
		Modulated signal, modulation:	
		Modulated signal, modulation:	
<b>STA input potarity</b>			
PLA		Acoustic signaling when STA shorted to ground.	
		Acoustic signaling when +12V applied to STA.	
<b>STO input potarity</b>			
PLO		Optical signaling when STO shorted to ground.	
		Optical signaling when +12V applied to STO.	
<b>Signaling time after power cut off</b>			
TM0 TM1		1 minute	
		5 minutes	
		10 minutes	
		15 minutes	
<b>Signaling after power cut off</b>			
O+A		Acoustic signal only	
		Acoustic and optical signaling.	

## Attention!

Electronic circuits supplying the flash lamp work with high voltages! Any negligence or carelessness while installing the device might lead to electric shock. While mounting and hooking-up the device the wire designed to supply power and internal battery should be disconnected.

## TECHNICAL DATA

power supply:.....DC 12V +/-20%  
power consumption (acoustic signal.) . 270 mA  
power consumption (optics signal.) ..... 270 mA  
power consumption (signaling and battery charging)..... max. 650 mA  
back-up battery (gel type, low temperature resistant ..... 6V/1,3 Ah  
battery fuse ..... 3,15A  
acoustic signaling ..... piezoelectric sounder  
sound pressure ..... min. 120dB  
optical signaling ..... ksenon flash lamp  
operating temperature..... -35°C ... +60°C  
dimensions..... 300 x 200 x 90mm  
weight .....1.1 kg.